



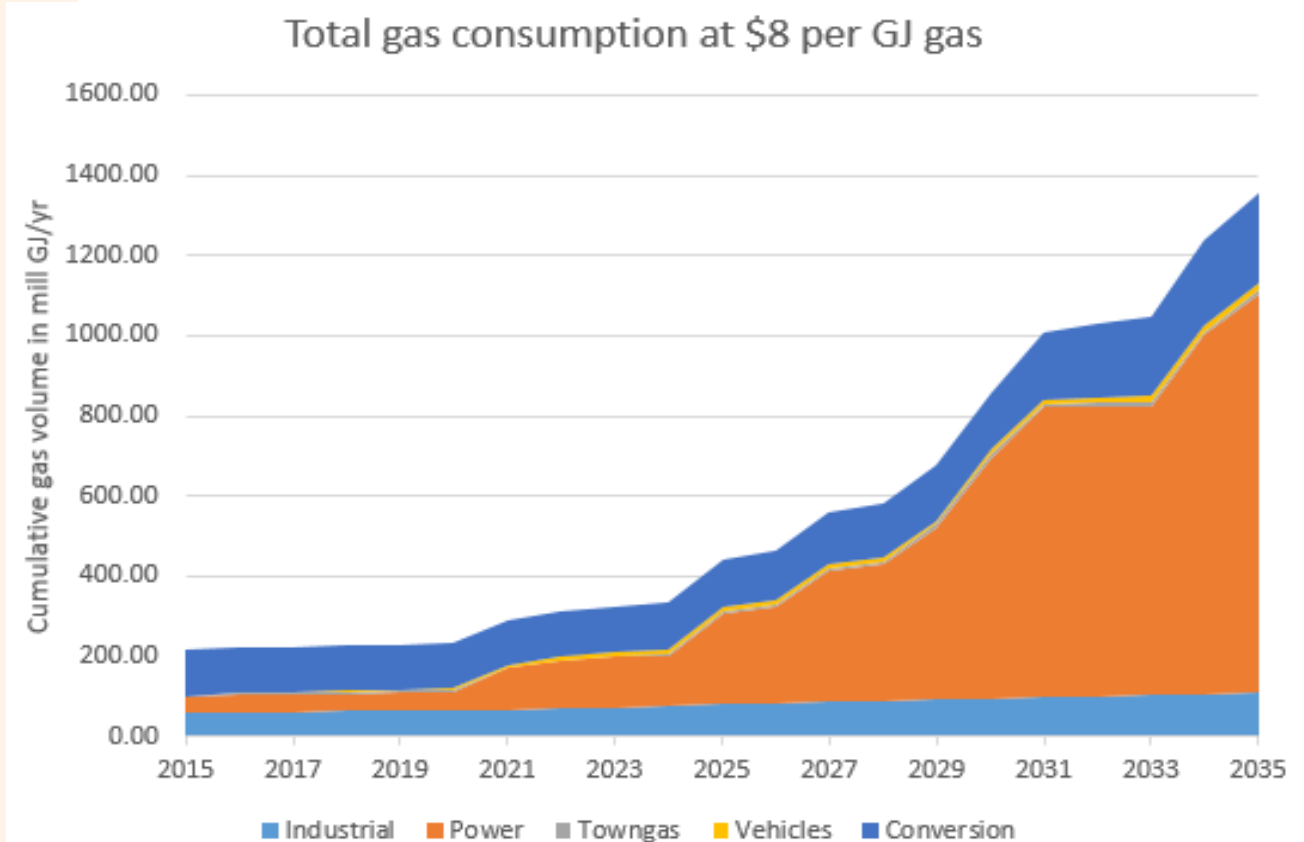
KINETIKO
ENERGY LTD

Providing **Gas** to Energy **South Africa** **Africa House – brief update**



South Africa's Energy Crisis

- › Aging coal energy in rapid decay, coal is deeper, dirtier and more distant from thermal industry
- › Renewable energy alternatives decades away – a global grid failure
- › Only existing gas source from Mozambique to decline from 2024
- › Gas demand estimated to grow by over 400% in next decade



Reference DMRE Gas Master Plan

Vision to Deliver SA's Largest Gas Field

One of the largest onshore Gross Contingent Resource 2C in the world and growing*

Mpumalanga

South Africa

4.9*

2C TCF

* ASX announcement 29 July 2020 – KKO net 2C 2.4 TCF - refer slide 12 Resource Specifications

International on shore gas resource comparisons

Elixir (EXR) ¹ Mongolia	Jade Gas (JGH) ² Mongolia	Renergien (RLT) ³ South Africa	Pure Hydro (PH2) ⁵ Botswana
0.06	0.15	0.4	0.3
2C TCF (net) EV \$115m	2C TCF (net) EV \$80m	2P TCF (net) EV \$390m	2C TCF (net) EV \$100m

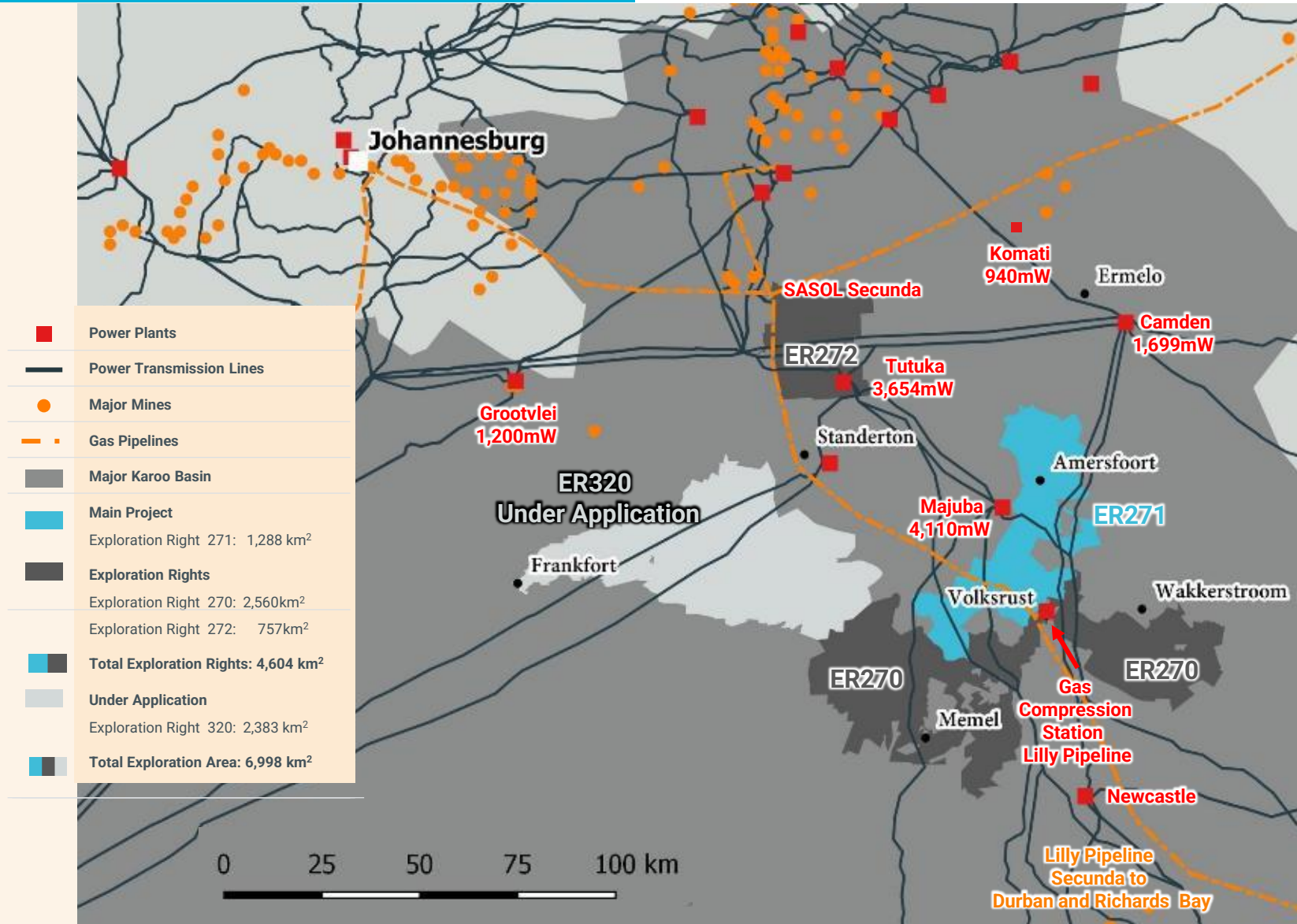
Financial data:
 Cash as at quarter ending 30 June 2022
 Share Price, Shares, Mkt Cap, EV as at market close on 29 August 2022
 Sources: Bloomberg, Yahoo Finance

Resource / Reserves data:
¹ Resource/Reserves from EXR presentation ASX announcement 17 March 2021
² Resource/Reserves from JGH ASX announcement, 23 August 2022
³ Resource/Reserves from RLT presentation ASX announcement, 3 November 2021

Resource / Reserves data:
⁴ Resource/Reserves from IVZ ASX announcement 5 July 2022
⁵ Resource/Reserves from PH2 ASX announcement, 12 April 2022
 Any peers reported in PJ converted on basis of 1PJ = 0.947817120 BCF

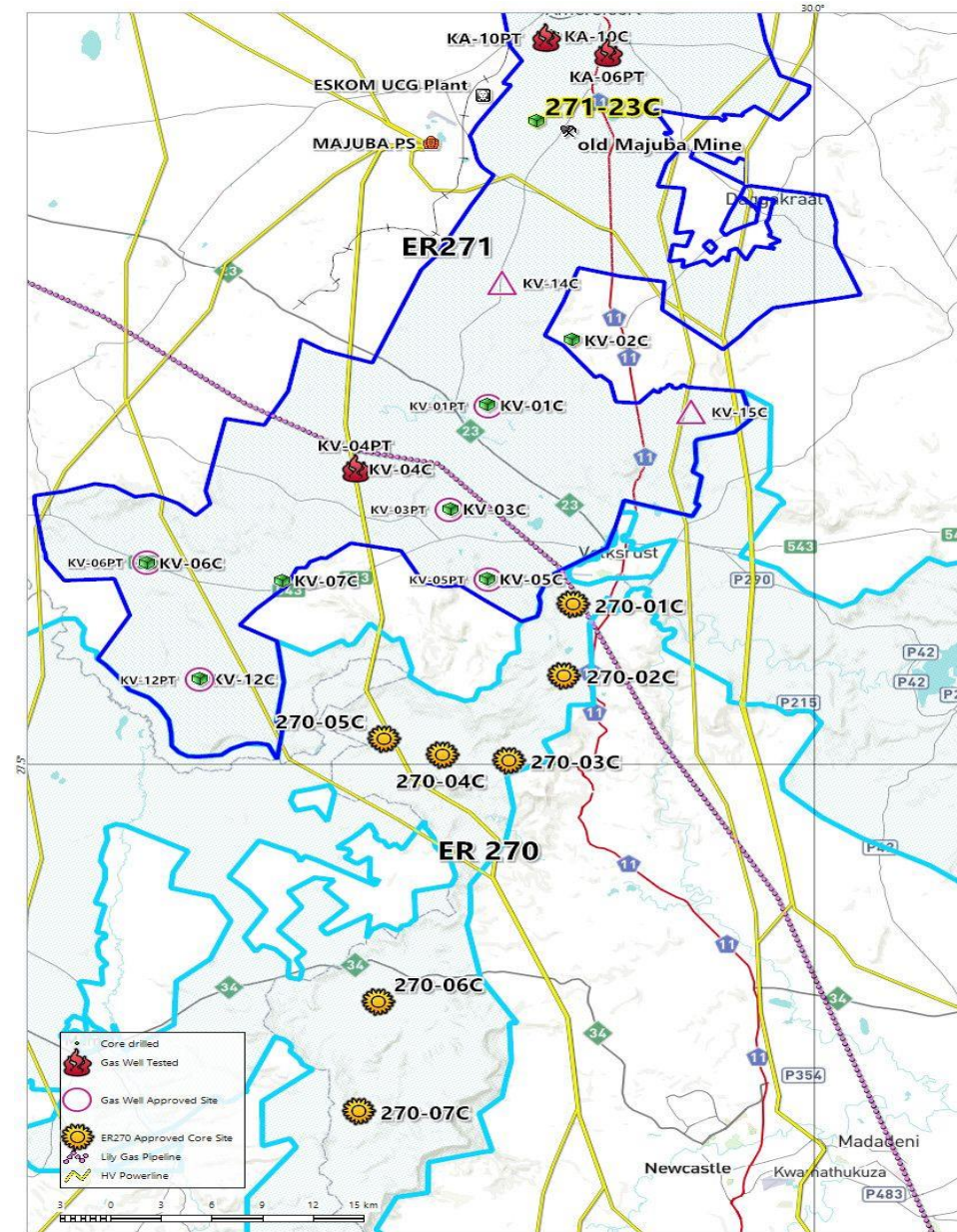
Infrastructure Rich with Close Market Access

- Power stations, gas pipelines, high voltage transmission lines, road and rail
- Majuba Power station (4k+MW) which is capable of using gas to co-fire power generation is only kilometres from planned drilling
- Sasol's Secunda refinery the largest gas consumer in South Africa is situated on the Northern boundary of ER 272 where drilling is scheduled for 2023
- Lilly pipeline intersects three of the Company's exploration rights



Exploration Success – Drives Development

- 23 core wells drilled in ER 271 and 2 in ER270, all intersecting gas, plus 15 more in 2023
- 7 pilot production wells successfully drilled plus 9 more in 2023
- First five well cluster set for production ASAP(GTP)
- Recently completed 271-23C core intersected 247m of gas bearing geology. Logs show 147m of gassy SS pay with six coal seams. Record-breaking gas desorption test results (>13m³/t)
- Next core wells 270-06C (completed) and 270-03C spudded on 24 Jan 23 in most Southern geology where basement is deeper with potential for thicker gassy zones
- Gas measured online during testing shows 97%-98% methane with 2% nitrogen



Evolution to Production

- › First **Gas-to-Power** joint venture established with South African IPP to produce electricity to the grid
- › Eskom approved electricity production for up to 5MW with plant and equipment to be on site Q4 2023.
- › Possible delivery of gas to co-fire Majuba PS
- › IDC R70m investment to co-fund proposed 20 well gas field with right to increase to 80 wells
- › Multiple approaches from potential gas off-takers support four pillar market strategy


Sasol - South Africa's largest gas consumer has forecast a domestic gas price rise from **\$6/GJ** to **\$11.5/GJ** *

* Sasol CEO Fleetwood Grobler – Mining Weekly Article dated 23 August 2022



Activities and Opportunities

- › R85m funding received from SA strategic investors
- › Obtain maiden gas reserves certification (Sproule)
- › Aggressively expand gas exploration throughout approx 7,000km² of exploration rights and application area and increase gas reserves
- › Grow joint ventures such as with the IDC to co-fund exploration and development of multiple gas fields
- › Complete the merger to acquire 100% of Afro Energy (done)
- › Be a leader in the decarbonisation of South African energy and ESG accomplishments



Disclaimer

This document should be read in conjunction with any other available information on Kinetiko Energy Ltd.

This document is a summary only and does not include all information about the Company's assets and liabilities, financial position and performance, profits and losses, prospects and the rights and liabilities attaching to the Company's securities.

Any securities that may be issued by the company should be considered speculative and there is no guarantee implied or explicit that there will be a return on the capital invested or that any dividend will be paid or that there will be an increase in the price or value of the Company's shares in the future.

Some of the statements or implications in this presentation are forward looking which include but are not limited to, statements or implications about raising capital, issuing shares, listing on the Australian Stock Exchange, gas prices, operational costs, outcomes of regulatory processes and applications.

Although the Company believes that its expectations reflected in forward looking statements or implications are reasonable, such statements and implications involve risk and uncertainties, no assurance can be given that actual results will be consistent with the forward-looking statements and implications.

The Company does not purport to give financial or investment advice.

This presentation contains technical information derived from third party sources and not generated by the company, as such while the Company considers the information presented and any conclusions drawn correct it is unable to guarantee the veracity of the information or therefore the appropriateness of the conclusions reached.

Unless otherwise specified, information in this report relating to exploration and related technical comments have been compiled by Nick de Blocq, CEO of Kinetiko Energy Ltd with over 34 years experience in oil & gas exploration and development. Mr de Blocq consents to the inclusion of this information in form and context in which it appears.





KINETIKO

ENERGY LTD

This presentation was approved for release
by the Board of **Kinetiko Energy Limited**.

 Barrington House,
283 Rokeby Rd, Subiaco WA 6008

 www.kinetiko.com.au

 info@kinetiko.com.au

 @Kinetiko_KKO

 **Mr Nick de Blocq**
CEO

 nick@kinetiko.com.au

 [+22 79 177 4775](tel:+22791774775)

BRINGING GAS TO MARKET

ASX:KKO

Capital Structure

777,173,966
 Current Shares

A\$ 0.091
 Share Price (31 Jan 23)

A\$ 71.0m
 Market Cap


A\$ 7.3m
 Cash (31 January 23)

A\$ 78.3m
 EV

3,000,000
 Unl. Options @ 0.13
 Exp 07/07/2023

780,173,966
 Fully Diluted

1,315,498,781
 Shares Post Merger




Merger

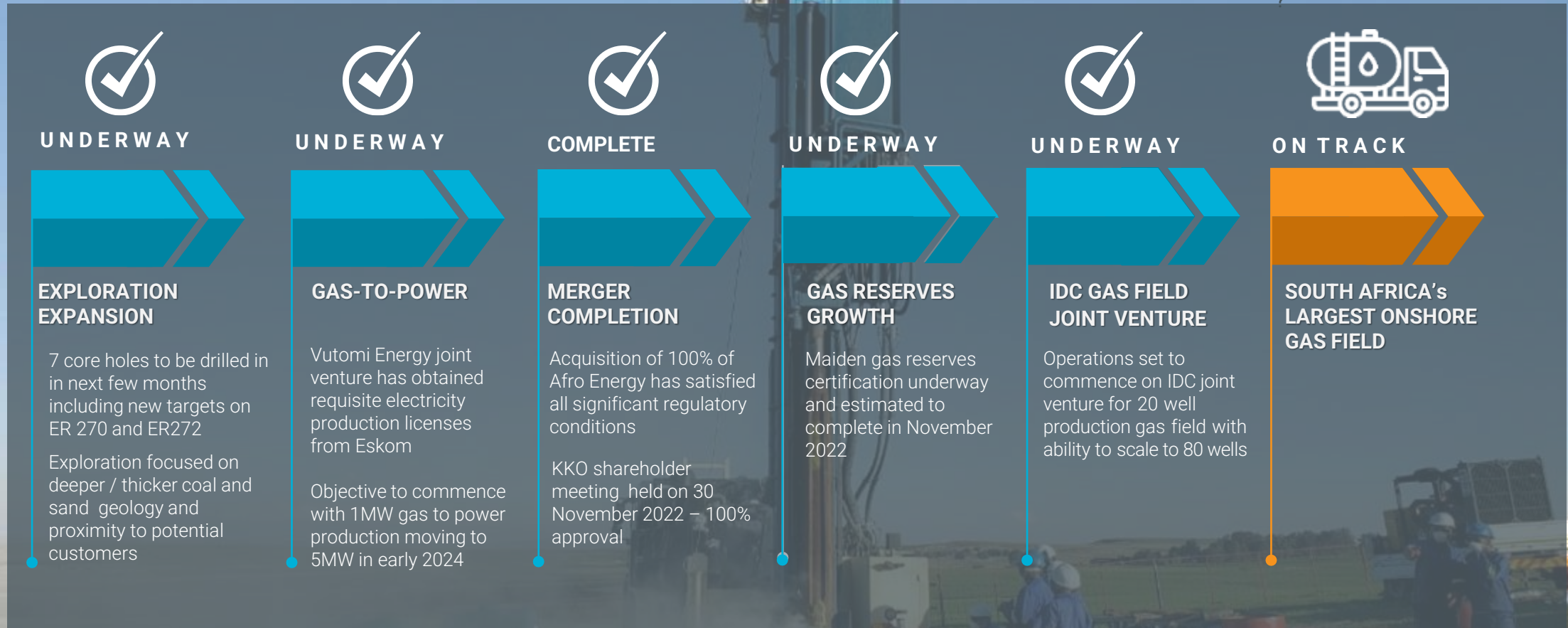
- › Kinetiko Energy Limited
- › Badimo Gas

100% Interest

- › Afro Energy Pty Ltd



Near Term Milestones to Drive Shareholder Value



KKO Gas Project: Independently certified gross contingent 2C gas resource of 4.9 TCF*

Resource Statement Gas Gross

Gas In Place	Unit=Billion Cubic Feet			Unit=Billion Cubic Meter		
	1C	2C	3C	1C	2C	3C
CBM	3114.2	6883.8	13097.2	88.2	194.9	370.9
Gas in Sandstone	1089.8	2422.8	4367.8	30.8	68.6	123.7
Total	4204.0	9306.6	17465.0	119.0	263.5	494.6

Prospective Resource	Unit=Billion Cubic Feet			Unit=Billion Cubic Meter		
	1U	2U	3U	1U	2U	3U
Gas in Sandstone	361.0	902.5	1766.7	10.2	25.6	50.0

Contingent Resources	Unit=Billion Cubic Feet			Unit=Billion Cubic Meter		
	1C	2C	3C	1C	2C	3C
CBM	2047.1	4492.0	8621.2	58.0	127.2	244.1
Gas In Sandstone	189.8	369.8	629.4	5.4	10.5	17.8
Total	2236.9	4861.8	9250.6	63.4	137.7	261.9

Resource Statement Gas Net to Kinetiko Energy Limited

Gas In Place	Unit=Billion Cubic Feet			Unit=Billion Cubic Meter		
	1C	2C	3C	1C	2C	3C
CBM	1526.0	3373.1	6417.6	43.2	95.5	181.7
Gas in Sandstone	534.0	1187.2	2140.2	15.1	33.6	60.6
Total	2060.0	4560.2	8557.9	58.3	129.1	242.4

Prospective Resource	Unit=Billion Cubic Feet			Unit=Billion Cubic Meter		
	1U	2U	3U	1U	2U	3U
Gas in Sandstone	176.9	442.2	865.7	5.0	12.5	24.5

Contingent Resources	Unit=Billion Cubic Feet			Unit=Billion Cubic Meter		
	1C	2C	3C	1C	2C	3C
CBM	1003.1	2201.1	4224.4	28.4	62.3	119.6
Gas In Sandstone	93.0	181.2	308.4	2.6	5.1	8.7
Total	1096.1	2382.3	4532.8	31.1	67.5	128.3

* ASX announcement 29 July 2020

Powered by a proven and experienced board and management team



Adam Sierakowski
Executive Chairman

- › Lawyer and founder of Price Sierakowski and Trident Capital focusing on corporate transactions from private to listed public entities
- › Extensive experience in capital raising, ASX transactions including developing assets and corporate structures for major companies both in Australia and overseas
- › Over 20 years experience as Director of ASX listed companies



Nick de Blocq
CEO In-Country

- › Over 34 years of experience as an Engineer and Manager in the Upstream Oil and Gas industry in various senior roles, including Multi-Country Operations & Functions Management and Regional Business Development with Schlumberger, Africa VP with an American corporate and COO with a Regional Solutions supplier in West Africa.
- › Nick has consulted to the SA Government on the localisation of industry and sat on the National Ports Authority advisory panel to bring an oil and gas aspect to their marketing strategies..



Tom Fontaine
Non-Executive Director

- › A professional engineer with over 25 years' technical and commercial experience in the international oil and gas industry including start-up, running and building resource companies.
- › He co-founded Pure Energy Limited which successfully drilled over 40 wells in CBM acreage in Queensland to prove over 1 trillion cubic feet of gas, which enabled the company to be sold to British Gas for over AUD\$1 billion in 2009.



Agapitos Marcus Geoffrey Michael
Non-Executive Director

- › 25 years of experience as a company director and executive along with 10 years experience as a director of ASX listed companies.
- › Extensive experience in investment, project delivery and enterprise development across a range of sectors and asset classes in Australia, Europe, Asia and Africa; resources and energy, engineering, property and technology.